

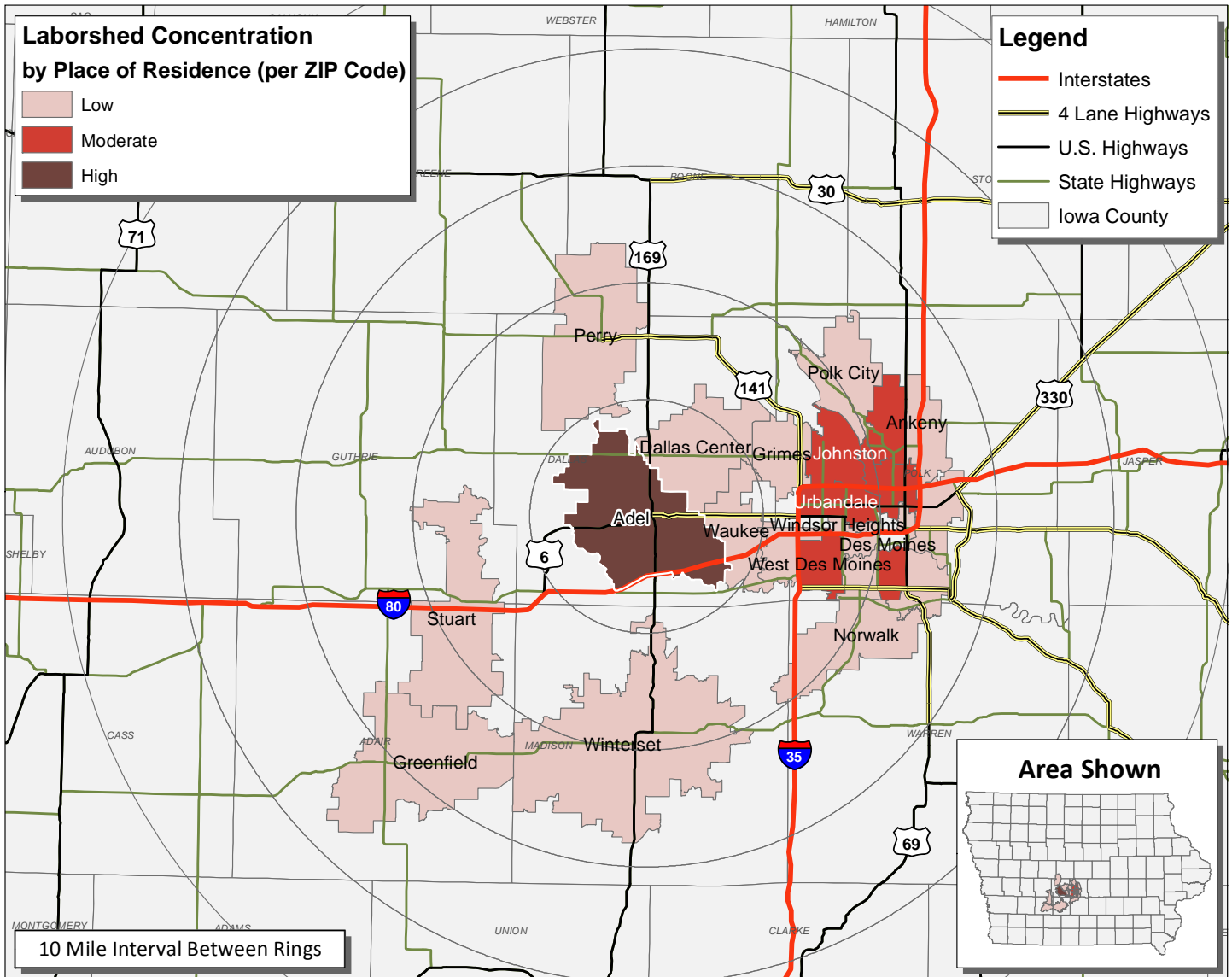
LABOR CHARACTERISTICS

ADVANCED MANUFACTURING



ADEL, IOWA LABORSHED AREA

CONCENTRATION OF RESPONDENTS WITHIN THE LABORSHED AREA WITH TRANSFERABLE EXPERIENCE/SKILLS BY PLACE OF RESIDENCE



Workers who have transferable experience/skills in the industry are currently commuting an average of 12 miles one way for work. Those who are likely to change/accept employment are willing to commute an average of 25 miles one way for the right employment opportunity.

FOR MORE INFORMATION REGARDING THE ADEL LABORSHED, CONTACT:

LABOR CHARACTERISTICS



ADVANCED MANUFACTURING

ESTIMATED AVAILABLE LABOR PER OCCUPATIONAL CATEGORY:

BUSINESS OPERATIONS:

- Managers - 5,827
- Accountants & Auditors - 4,162
- Bookkeeping, Accounting, & Auditing Clerks - 3,330
- Customer Service - 3,331
- Employment, Recruitment, & Placement Specialists - 2,496
- Office & Administrative Support Workers, All Other - 1,665
- Purchasing Agents - 828
- Sales Representatives - 829
- Secretaries - 4,994
- Shipping, Receiving, & Traffic Clerks - 1,664

PRODUCTION:

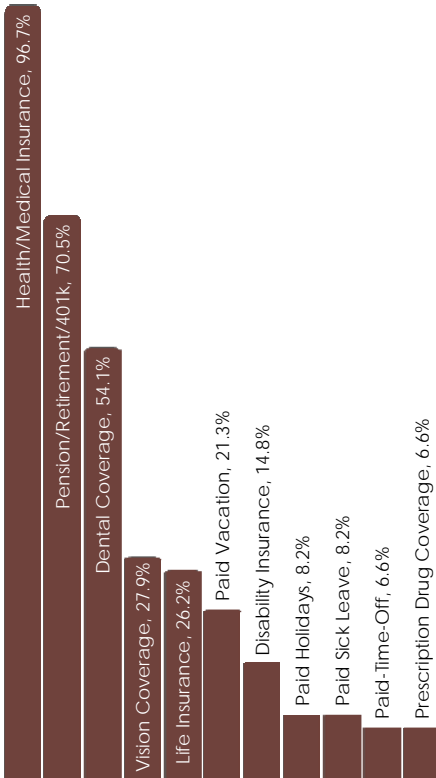
- Supervisors - 4,163
- Cutting, Punching, & Press Machine Operators - 832
- Electricians - 1,666
- Engineers, All Other - 1,663
- Multiple Machine Tool Operators - 833
- Production Workers, All Other - 7,491
- Sheet Metal Workers - 830
- Team Assemblers - 831
- Water & Liquid Waste Treatment Plant & System Operators - 834

MATERIAL MOVERS:

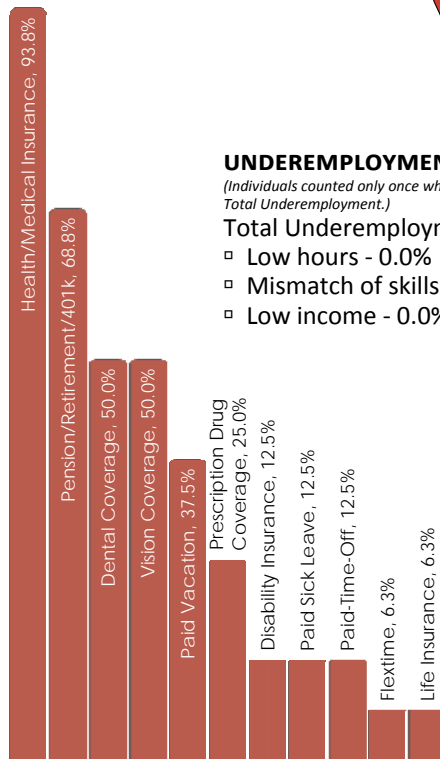
- Supervisors - 835
- Industrial Truck & Tractor Operators - 2,498
- Laborers & Freight, Stock, & Material Movers, Hand - 1,668
- Truck Drivers, Heavy & Tractor-Trailer - 2,497
- Truck Drivers, Light or Delivery Services - 1,667

AN ESTIMATED TOTAL OF
57,434 PEOPLE IN THE LABORSHED AREA

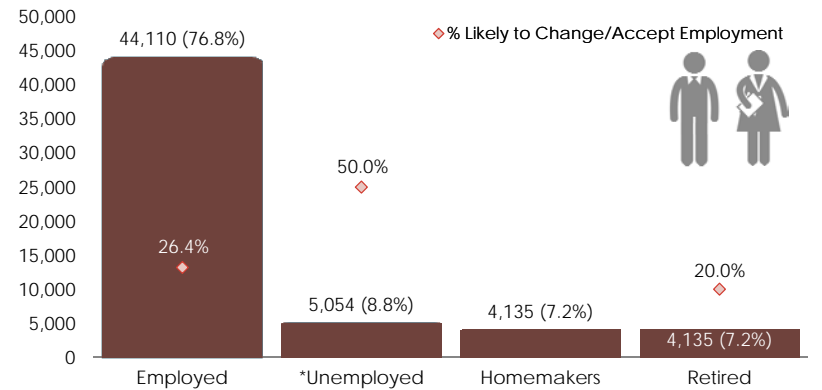
CURRENT BENEFITS:



DESIRED BENEFITS:



ESTIMATED TOTAL BY EMPLOYMENT STATUS (PERCENTAGE):



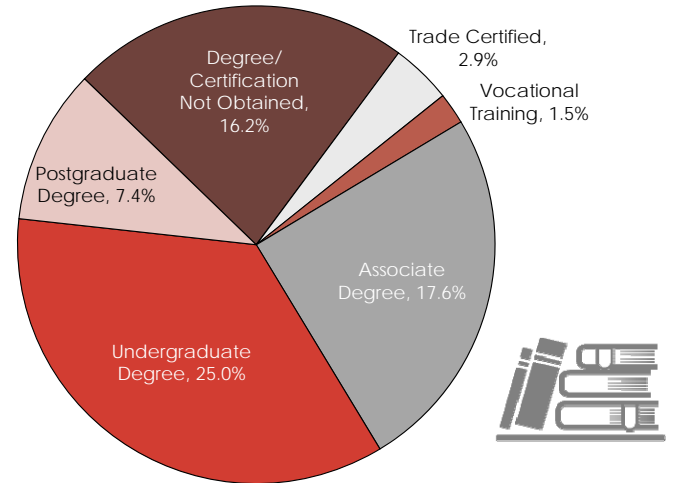
*Employment status is self-identified by the survey respondent. The unemployment percentage does not reflect the unemployment rate published by the U.S. Bureau of Labor Statistics, which applies a stricter definition.

EMPLOYMENT STATS:

- 63.8% paid an hourly wage
- 87.0% are/were employed full-time
- 8.7% are/were employed part-time
- 2.9% are/were seasonal/temporary
- 11.3% hold two or more jobs
- Currently working an average of 46 hours/week

EDUCATIONAL LEVEL:

(70.6% HAVE AN EDUCATION BEYOND HIGH SCHOOL)



UNDEREMPLOYMENT (ESTIMATED):

(Individuals counted only once when estimating Total Underemployment.)

Total Underemployment - 4.3% (592)

- Low hours - 0.0%
- Mismatch of skills - 4.3% (592)
- Low income - 0.0%

TOP JOB SEARCH RESOURCES:

(For those seeking employment opportunities, by use.)

- Internet - 73.4%
 - www.careerbuilder.com
 - www.helpwanted.com
 - www.indeed.com
- Networking through friends, family or acquaintances - 23.4%
- IowaWORKS Centers - 10.9%
- Local/Regional Newspapers - 9.4%

WORKPLACE FLEXIBILITY:

(by percent of interest)

- Cross-training - 82.4%
- Job teams - 76.5%
- Varied shifts - 52.9%
- Job sharing - 41.2%
- Seasonal work - 35.3%
- Temporary work - 23.5%



LABOR CHARACTERISTICS - WAGES

ADVANCED MANUFACTURING

OCCUPATION	OCCUPATIONAL CODE	MEAN WAGE	ENTRY WAGE	EXPERIENCED WAGE	MEDIAN WAGE	MEAN ANNUAL SALARY
Architectural and Civil Drafters	17-3011	\$ 23.83	\$ 16.78	\$ 27.35	\$ 24.43	\$ 49,559
Architectural and Engineering Managers	11-9041	\$ 51.70	\$ 38.56	\$ 58.27	\$ 52.34	\$ 107,538
Assemblers and Fabricators, All Other	51-2099	\$ 15.43	\$ 10.62	\$ 17.84	\$ 15.27	\$ 32,099
Coating, Painting, and Spraying Machine Setters, Operators, and Tenders	51-9121	\$ 14.93	\$ 12.28	\$ 16.25	\$ 14.67	\$ 31,051
Computer Numerically Controlled Machine Tool Programmers, Metal and Plastic	51-4012	\$ 22.52	\$ 18.76	\$ 24.40	\$ 22.32	\$ 46,847
Computer-Controlled Machine Tool Operators, Metal and Plastic	51-4011	\$ 18.09	\$ 12.88	\$ 20.69	\$ 18.83	\$ 37,628
Control and Valve Installers and Repairers, Except Mechanical Door	49-9012	\$ 25.36	\$ 19.17	\$ 28.46	\$ 25.50	\$ 52,756
Cutting, Punching, and Press Machine Setters, Operators, and Tenders, Metal and Plastic	51-4031	\$ 16.83	\$ 13.94	\$ 18.27	\$ 16.78	\$ 34,997
Drafters, All Other	17-3019	\$ 23.06	\$ 18.96	\$ 25.11	\$ 22.41	\$ 47,974
Electrical and Electronic Equipment Assemblers	51-2022	\$ 13.67	\$ 10.23	\$ 15.39	\$ 12.94	\$ 28,432
Electrical and Electronics Drafters	17-3012	\$ 24.94	\$ 15.73	\$ 29.54	\$ 23.74	\$ 51,870
Electrical and Electronics Engineering Technicians	17-3023	\$ 27.60	\$ 21.30	\$ 30.75	\$ 28.80	\$ 57,417
Electrical and Electronics Repairers, Commercial and Industrial Equipment	49-2094	\$ 22.77	\$ 16.42	\$ 25.95	\$ 23.27	\$ 47,368
Electrical Engineers	17-2071	\$ 33.09	\$ 21.98	\$ 38.65	\$ 32.90	\$ 68,829
Electricians	47-2111	\$ 26.22	\$ 18.92	\$ 29.87	\$ 26.83	\$ 54,536
Electronics Engineers, Except Computer	17-2072	\$ 37.32	\$ 31.33	\$ 40.31	\$ 37.31	\$ 77,620
Engineering Technicians, Except Drafters, All Other	17-3029	\$ 29.53	\$ 21.96	\$ 33.32	\$ 29.46	\$ 61,428
Engineers, All Other	17-2199	\$ 35.72	\$ 24.27	\$ 41.45	\$ 34.52	\$ 74,299
First-Line Supervisors of Production and Operating Workers	51-1011	\$ 24.85	\$ 17.13	\$ 28.70	\$ 24.48	\$ 51,679
First-Line Supervisors of Transportation and Material-Moving Machines	53-1031	\$ 30.28	\$ 18.78	\$ 36.04	\$ 31.04	\$ 62,991
Foundry Mold and Coremakers	51-4071	\$ 15.56	\$ 12.66	\$ 17.01	\$ 14.21	\$ 32,359
General and Operations Managers	11-1021	\$ 51.34	\$ 23.10	\$ 65.47	\$ 41.92	\$ 106,794
Grinding, Lapping, Polishing, and Buffing Machine Tool Setters, Operators, and Tenders, Metal and Plastic	51-4033	\$ 13.21	\$ 10.59	\$ 14.52	\$ 11.65	\$ 27,479
Health and Safety Engineers, Except Mining Safety Engineers and Inspectors	17-2111	\$ 33.34	\$ 32.27	\$ 33.88	\$ 33.83	\$ 69,352
Heavy and Tractor-Trailer Truck Drivers	53-3032	\$ 21.62	\$ 15.50	\$ 24.68	\$ 21.44	\$ 44,970
Industrial Engineering Technicians	17-3026	\$ 23.44	\$ 17.82	\$ 26.25	\$ 24.30	\$ 48,751
Industrial Engineers	17-2112	\$ 35.37	\$ 24.94	\$ 40.59	\$ 36.25	\$ 73,575
Industrial Machinery Mechanics	49-9041	\$ 21.83	\$ 15.12	\$ 25.19	\$ 21.86	\$ 45,414
Industrial Production Managers	11-3051	\$ 44.68	\$ 27.86	\$ 53.09	\$ 40.68	\$ 92,930
Industrial Truck and Tractor Operators	53-7051	\$ 16.11	\$ 12.16	\$ 18.09	\$ 15.77	\$ 33,512
Inspectors, Testers, Sorters, Samplers, and Weighers	51-9061	\$ 15.37	\$ 10.32	\$ 17.89	\$ 14.71	\$ 31,970
Laborers and Freight, Stock, and Material Movers, Hand	53-7062	\$ 12.76	\$ 8.88	\$ 14.69	\$ 11.81	\$ 26,533
Light Truck or Delivery Services Drivers	53-3033	\$ 16.80	\$ 10.61	\$ 19.90	\$ 15.60	\$ 34,950
Machinists	51-4041	\$ 18.89	\$ 13.47	\$ 21.60	\$ 18.36	\$ 39,296
Mechanical Drafters	17-3013	\$ 25.53	\$ 17.22	\$ 29.69	\$ 23.32	\$ 53,106
Mechanical Engineers	17-2141	\$ 37.70	\$ 27.35	\$ 42.88	\$ 36.95	\$ 78,421
Millwrights	49-9044	\$ 21.17	\$ 18.25	\$ 22.63	\$ 21.37	\$ 44,037
Mixing and Blending Machine Setters, Operators, and Tenders	51-9023	\$ 17.79	\$ 13.48	\$ 19.95	\$ 17.97	\$ 37,003
Mobile Heavy Equipment Mechanics, Except Engines	49-3042	\$ 21.34	\$ 14.90	\$ 24.56	\$ 21.32	\$ 44,385
Molders, Shapers, and Casters, Except Metal and Plastic	51-9195	\$ 13.93	\$ 11.30	\$ 15.25	\$ 13.44	\$ 28,979
Molding, Coremaking, and Casting Machine Setters, Operators, and Tenders, Metal and Plastic	51-4072	\$ 14.98	\$ 12.59	\$ 16.18	\$ 14.46	\$ 31,165
Multiple Machine Tool Setters, Operators, and Tenders, Metal and Plastic	51-4081	\$ 13.92	\$ 10.94	\$ 15.41	\$ 13.28	\$ 28,950
Plating and Coating Machine Setters, Operators, and Tenders, Metal and Plastic	51-4193	\$ 14.09	\$ 11.71	\$ 15.28	\$ 14.27	\$ 29,307
Production Workers, All Other	51-9199	\$ 13.95	\$ 10.02	\$ 15.91	\$ 12.75	\$ 29,011
Sheet Metal Workers	47-2211	\$ 29.09	\$ 20.84	\$ 33.21	\$ 31.59	\$ 60,506
Tool and Die Makers	51-4111	\$ 25.93	\$ 21.04	\$ 28.38	\$ 26.28	\$ 53,934
Transportation Workers, All Other	53-6099	\$ 14.85	\$ 11.53	\$ 16.51	\$ 13.81	\$ 30,880
Water and Wastewater Treatment Plant and System Operators	51-8031	\$ 27.22	\$ 22.47	\$ 29.59	\$ 27.35	\$ 56,613
Welders, Cutters, Solderers, and Brazers	51-4121	\$ 17.87	\$ 14.07	\$ 19.77	\$ 17.22	\$ 37,166
Welding, Soldering, and Brazing Machine Setters, Operators, and Tenders	51-4122	\$ 18.49	\$ 16.07	\$ 19.69	\$ 18.30	\$ 38,452

The 2015 Iowa Wage data for the Adel Laborshed area was produced by the Labor Force & Occupational Analysis Bureau to provide communities local information on wages by occupation. The source of the wage and employment data is based on the May 2014 OES estimates. Additional occupational wage and employment data can be found at <https://www.iowaworkforcedevelopment.gov/iawagereport>.